

B.C. Polling June 2020

Clean Energy Canada

June 24, 2020

Bob Penner
Stephanie Lynn
Armand Cousineau
Prathit Patel

STRATCOM
STRATEGIC COMMUNICATIONS

 **CLEAN ENERGY CANADA**

Toronto | Vancouver | Ottawa | Edmonton | Saskatoon | London | Brighton

Methods and Reporting

- Fielded online to a proprietary panel from June 12th – 17th, 2020.
- Sample of 802 BC residents (18+) statistically weighted to match the gender, age, region and proportion of Chinese mother tongue in BC as per the 2016 Census.
- Online polls don't report margin of error, however a similar sized probability sample would have a margin of error of +/- 3.5%, 19 times out of 20.
- Some charts and tables might not total 100% due to rounding.
- All figures are percent (%) unless indicated otherwise.
- Significant data points of interest are highlighted in some charts and tables.

Main Questions

Main Questions

SUMMARY

- A plurality (45%) rate how well the BC government is doing on combating climate change as “okay”, with a further 24% rating it “pretty well” and 5% “very well”. 15% rate it as poor.
- Even NDP voters don’t give the government very high ratings on climate change work, although are less likely to give them a poor rating. Green voters are much more likely to give the government a poor rating for its work on combatting climate change (38%).
- It is clear that a majority of NDP voters, and majority of NDP target voters, strongly favour pro-environmental economic measures coming out of COVID.
- The preferred description of the type of economy we should have in BC is “a sustainable economy” (35% strongly agree / 61% total agree). Second most popular is “a clean economy” (26% strongly agree / 51% total agree). All of the characterizations of a green economy scored well, and above the others. The least favoured description is “a resource economy” (16% strongly agree / 39% total agree)
 - NDP voters are slightly more likely to prefer “a sustainable economy” (42% strongly agree).

Main Questions

SUMMARY

- A majority (53%) think government stimulus efforts to lead us out of the economic downturn created by COVID-19 should aim to achieve outcomes like cutting pollution and combatting climate change in addition to economic recovery.
 - NDP voters are even more likely to want stimulus efforts to also achieve other outcomes such as combatting climate change (63%). Undecided voters are more likely to support this as well (53%). BC Liberal voters are more likely to prefer economic recovery (56%),
- A strong majority believe that traditional resource industries in BC should definitely (39%) or in some cases (48%) be required to implement better sustainability measures, such as using less polluting processes and vehicles to shrink their carbon footprint.
 - This belief is even stronger among NDP voters (47% definitely) and Green voters (72% definitely).
- Of a provided list of ten BC provincial government investments, the most important is deemed to be “clean energy and technology” with 39% rating it very important (64% total important). This is followed by “energy efficient homes and buildings” (61% total important), “tourism” (56% total important) and “high tech industries” (52% total important).

Main Questions

SUMMARY

- The two lowest ranked investments, with about one-third support, are “biofuel production” (34% total important) and “oil, gas and LNG” (33% total important).
- The gap in importance between “clean energy and technology” versus “resource industries such as mining and industry” is much more pronounced among NDP, Green and undecided voters than it is among BC Liberal voters.
- From a provided list of nine potential government investments in climate and clean energy stimulus and recovery measures, support is highest for encouraging homeowners with energy efficient retrofits (34% strong support, 60% total support). This is followed by investments in electric buses (31% strong support, 59% total support) and public transit in general (30% strong support, 55% total support).
- Opinion is split on LNG, with 29% believing LNG exports can increase and 29% believing we should export some LNG now, but not plan to increase exports. A further 14% believe we should not be developing and exporting LNG.
 - A plurality of BC Liberal voters (43%) believe that LNG exports can increase. This is at 25% among NDP voters and 10% among Green voters.

Main Questions

SUMMARY

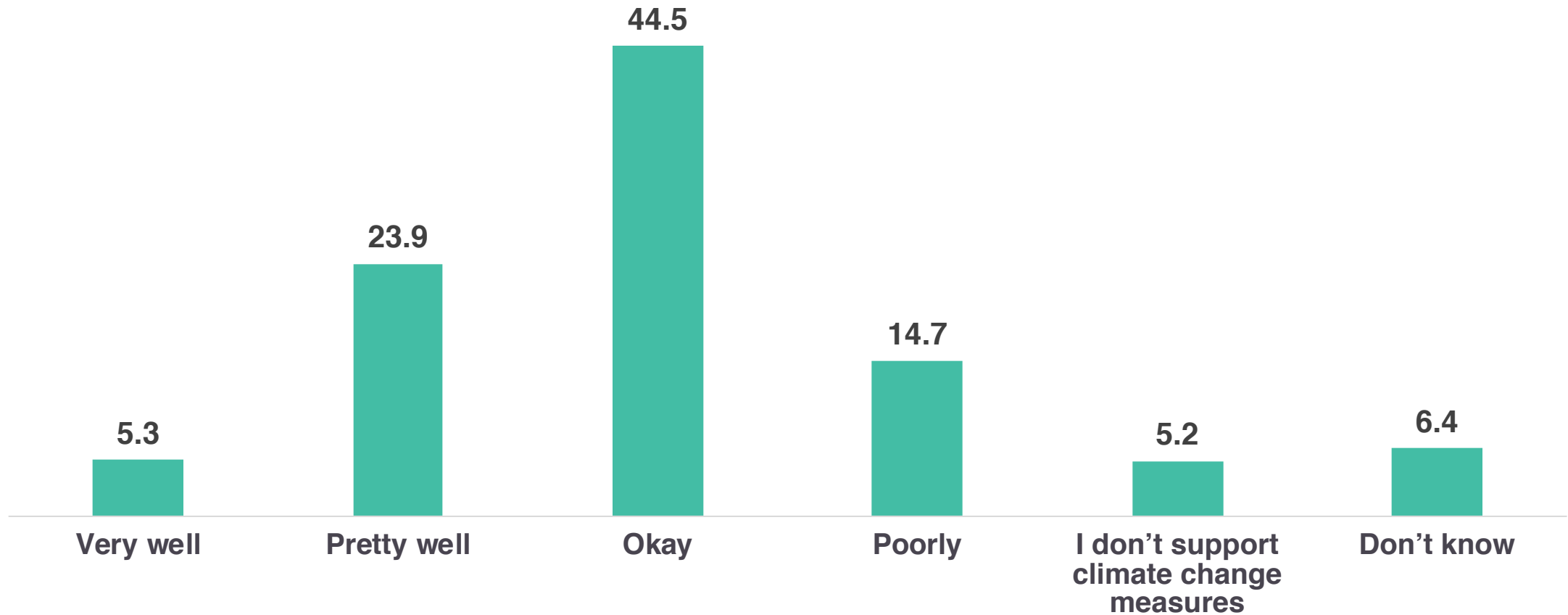
- Almost half (48%) the respondents think that provincial government efforts to make the economy cleaner will make BC more competitive in the global marketplace. One-in-five (20%) thinks it will make BC less competitive and just under one-third (32%) are unsure.
 - NDP (55%) and Green (64%) voters are more likely to think a clean economy will make BC more competitive in the global marketplace.
- Whether or not respondents believe government efforts to make our economy cleaner will make BC more or less competitive in the global market place, a large majority of 85% support efforts to make BC's economy cleaner.
 - This large majority is consistent across all subsamples.
- Over three-quarters (79%) agree that the economic changes brought about by COVID provide an opportunity for us to change the ways we are doing things as we restart the economy and do more now to fight climate change. This is one of most strongly supported measures tested in this poll.
 - This majority agreement is also consistent across all subsamples, highest among NDP (84%) and Green (95%) voters.

Main Questions

SUMMARY

- A strong majority (57%) agree that the BC government should put fighting climate change at the centre of its COVID recovery plans. Just over one-third (36%) disagree.
 - A majority of BC Liberal voters (56%) also agree.
 - Agreement is steady across regions.
- There is relatively low awareness of the CleanBC plan with 8% very aware and 42% somewhat aware (50% total awareness vs 50% total unaware).
 - Awareness is also low among Green voters (44% total aware).
- Once presented with a brief summary of the CleanBC plan, the vast majority (86%) approve with only 8% disapproving.
 - This very strong approval is consistent across all voters, demographics and regions.

Opinion of BC government's work on climate change



Opinion of BC government's work on climate change

(by vote intent and region)

	Total Sample	BC NDP voters	BC LIB voters	BC GRN voters	BC Undecided voters	Soft NDP voters	Soft LIB voters	Vancouver	Rest of Metro Vancouver	Vancouver Island	Rest of BC
Sample size	802	293	191	59	173	198	132	125	310	135	231
Very well	5.3	6.4	7.6	4.9	2.5	3.6	3.1	2.4	7.0	4.3	4.6
Pretty well	23.9	35.4	26.9	13.0	11.3	31.5	28.3	29.4	23.0	28.1	19.7
Okay	44.5	45.6	43.4	39.9	50.4	50.9	50.1	46.5	43.4	41.7	46.9
Poorly	14.7	7.7	12.9	37.7	17.3	8.7	11.6	10.7	15.7	15.6	15.0
I don't support climate change measures	5.2	2.7	7.2	0.0	4.8	2.9	5.4	4.1	4.8	1.6	8.6
Don't know	6.4	2.2	2.0	4.5	13.8	2.4	1.6	6.9	6.0	8.7	5.2

What type of economy do you want to see in BC?



B2. Please see the following descriptions of the type of economy that some have said we should have in BC. For each, indicate how much you agree or disagree that you would prefer to have a BC economy that could be described in each of the following ways.

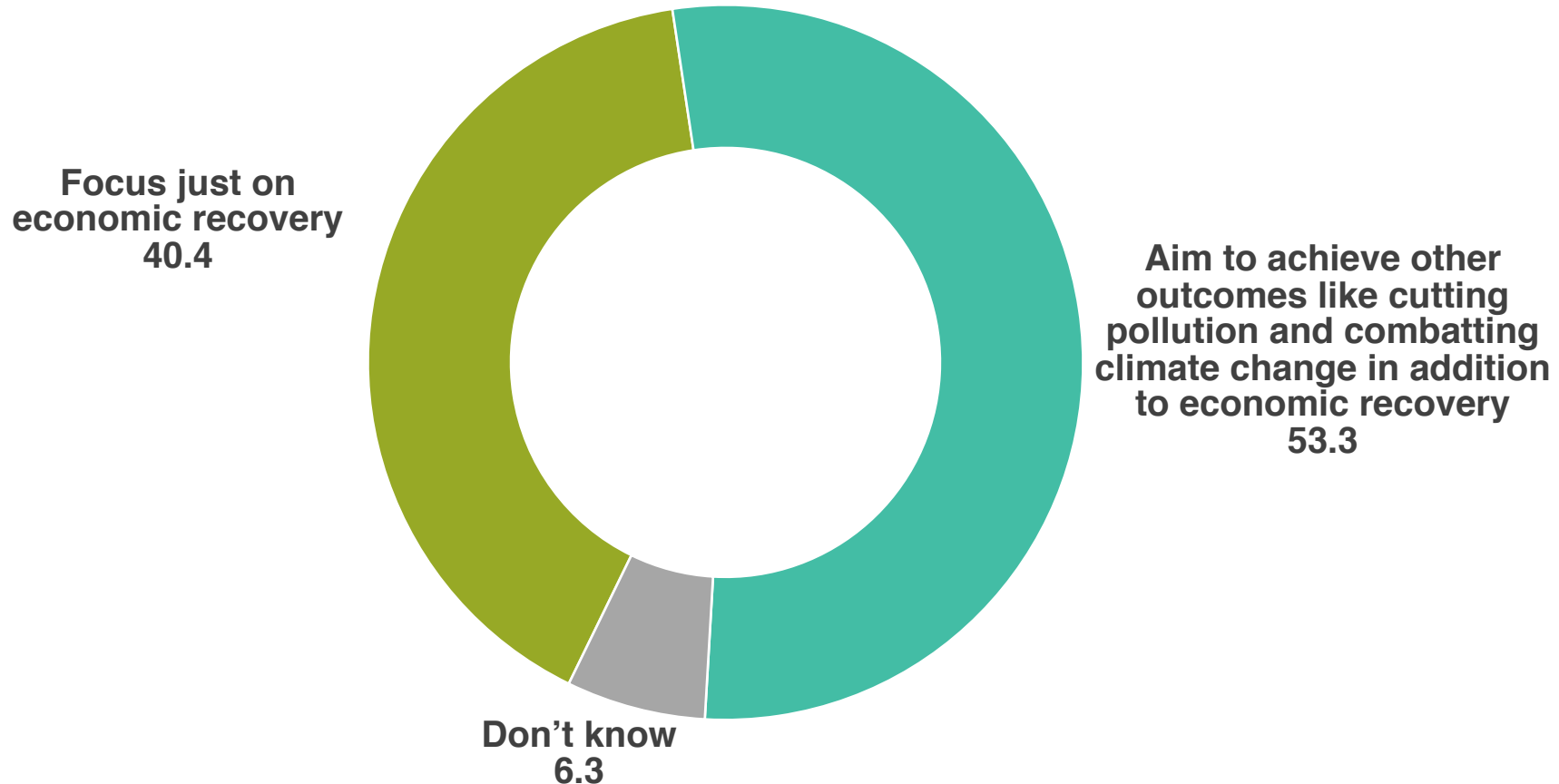
What type of economy do you want to see in BC?

(by vote intent and region)

<i>% Strongly agree</i>	Total Sample	BC NDP voters	BC LIB voters	BC GRN voters	BC Undecided voters	Soft NDP voters	Soft LIB voters	Vancouver	Rest of Metro Vancouver	Vancouver Island	Rest of BC
<i>Sample size</i>	802	293	191	59	173	198	132	125	310	135	231
A sustainable economy	34.9	42.1	28.3	39.7	33.4	37.0	26.3	36.0	31.1	40.5	35.9
A clean economy	26.0	30.6	20.9	44.8	20.7	24.4	15.7	25.0	26.7	28.1	24.3
A green economy	21.9	23.3	18.3	48.0	17.8	19.2	18.0	24.6	20.0	25.5	20.6
A tech economy	18.4	18.8	19.7	22.3	16.2	15.7	15.4	18.7	16.6	19.6	19.5
A resource economy	15.8	14.9	14.8	17.7	16.8	10.7	10.8	13.2	16.1	10.0	20.5

B2. Please see the following descriptions of the type of economy that some have said we should have in BC. For each, indicate how much you agree or disagree that you would prefer to have a BC economy that could be described in each of the following ways.

Economic recovery vs combating climate change



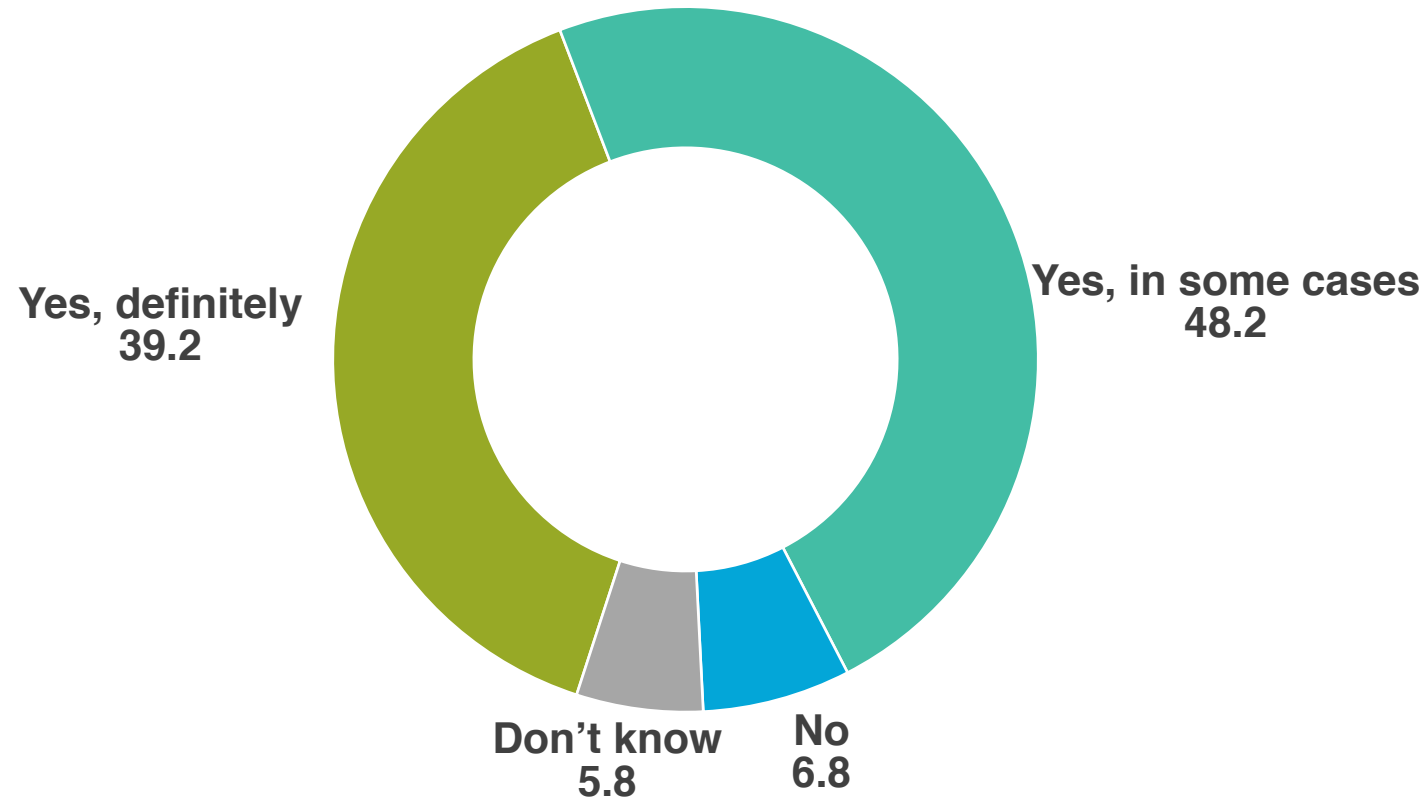
B3. Do you think government stimulus efforts to lead us out of the economic downturn caused by COVID-19 should focus just on economic recovery or should they aim to achieve other outcomes like cutting pollution and combatting climate change in addition to economic recovery?

Economic recovery vs combating climate change

(by vote intent and region)

	Total Sample	BC NDP voters	BC LIB voters	BC GRN voters	BC Undecided voters	Soft NDP voters	Soft LIB voters	Vancouver	Rest of Metro Vancouver	Vancouver Island	Rest of BC
Sample size	802	293	191	59	173	198	132	125	310	135	231
Aim to achieve other outcomes like cutting pollution and combatting climate change in addition to economic recovery	53.3	62.5	41.0	75.3	52.7	61.8	40.1	53.9	50.0	60.0	53.5
Focus just on economic recovery	40.4	33.4	56.1	24.7	39.4	33.1	55.7	40.0	43.5	32.2	41.3
Don't know	6.3	4.1	2.9	0.0	7.9	5.1	4.2	6.2	6.6	7.9	5.3

Should traditional resource industries in BC be required to implement better sustainability measures?



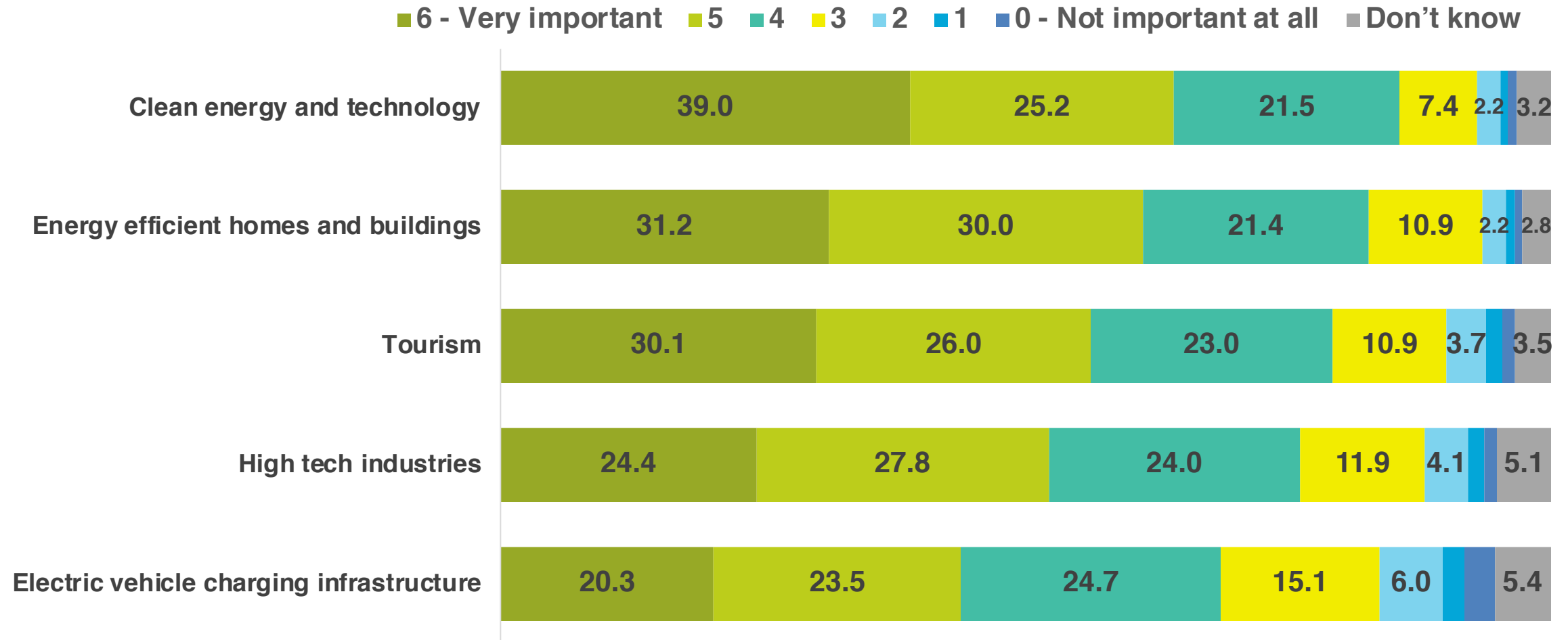
B4. As a condition for government support post-COVID, should traditional resource industries in BC be required to implement better sustainability measures, such as using less polluting processes and vehicles to shrink their carbon footprint?

Should traditional resource industries in BC be required to implement better sustainability measures?

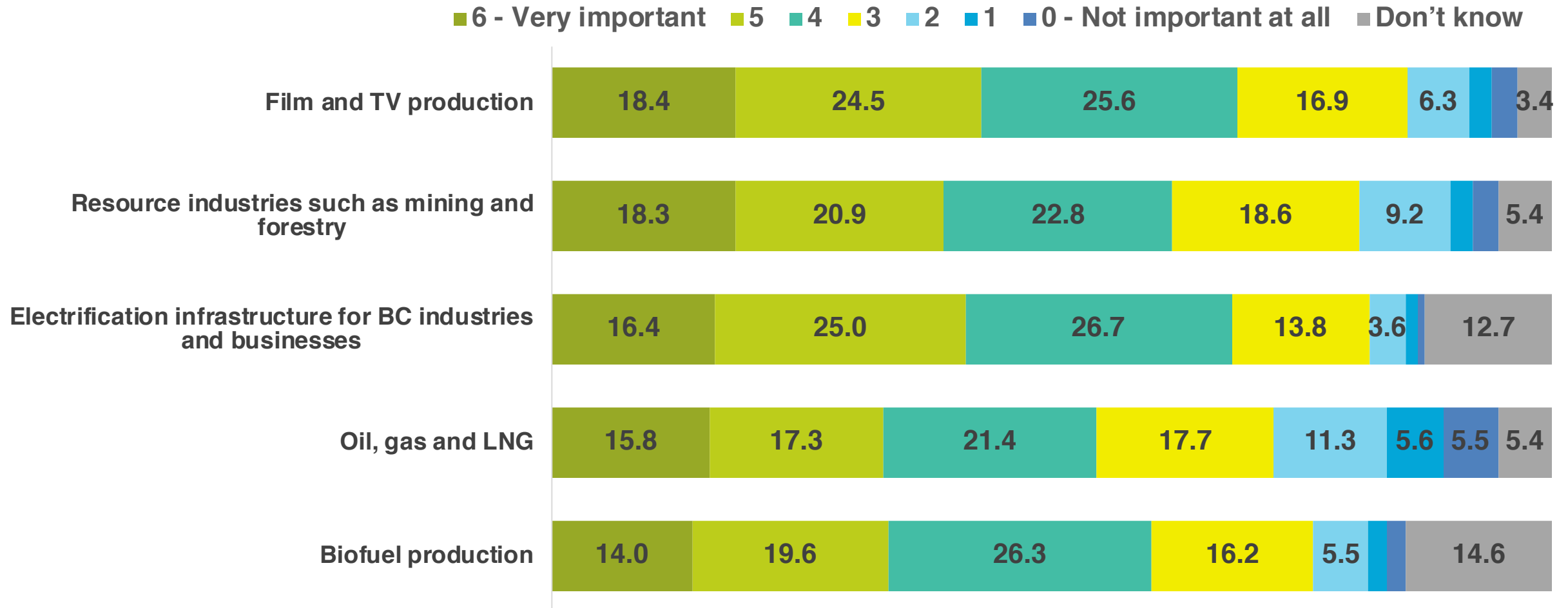
(by vote intent and region)

	Total Sample	BC NDP voters	BC LIB voters	BC GRN voters	BC Undecided voters	Soft NDP voters	Soft LIB voters	Vancouver	Rest of Metro Vancouver	Vancouver Island	Rest of BC
Sample size	802	293	191	59	173	198	132	125	310	135	231
Yes, definitely	39.2	46.8	33.0	71.7	29.4	45.2	27.8	37.5	37.8	41.1	40.3
Yes, in some cases	48.2	47.1	54.0	21.5	55.4	47.7	60.1	53.9	49.0	48.9	44.2
No	6.8	2.1	11.0	5.3	6.3	2.0	9.9	2.7	7.5	5.2	9.1
Don't know	5.8	4.1	2.0	1.5	8.9	5.1	2.2	5.9	5.8	4.8	6.3

Importance of BC provincial government investments (Top 5)



Importance of BC provincial government investments (Bottom 5)

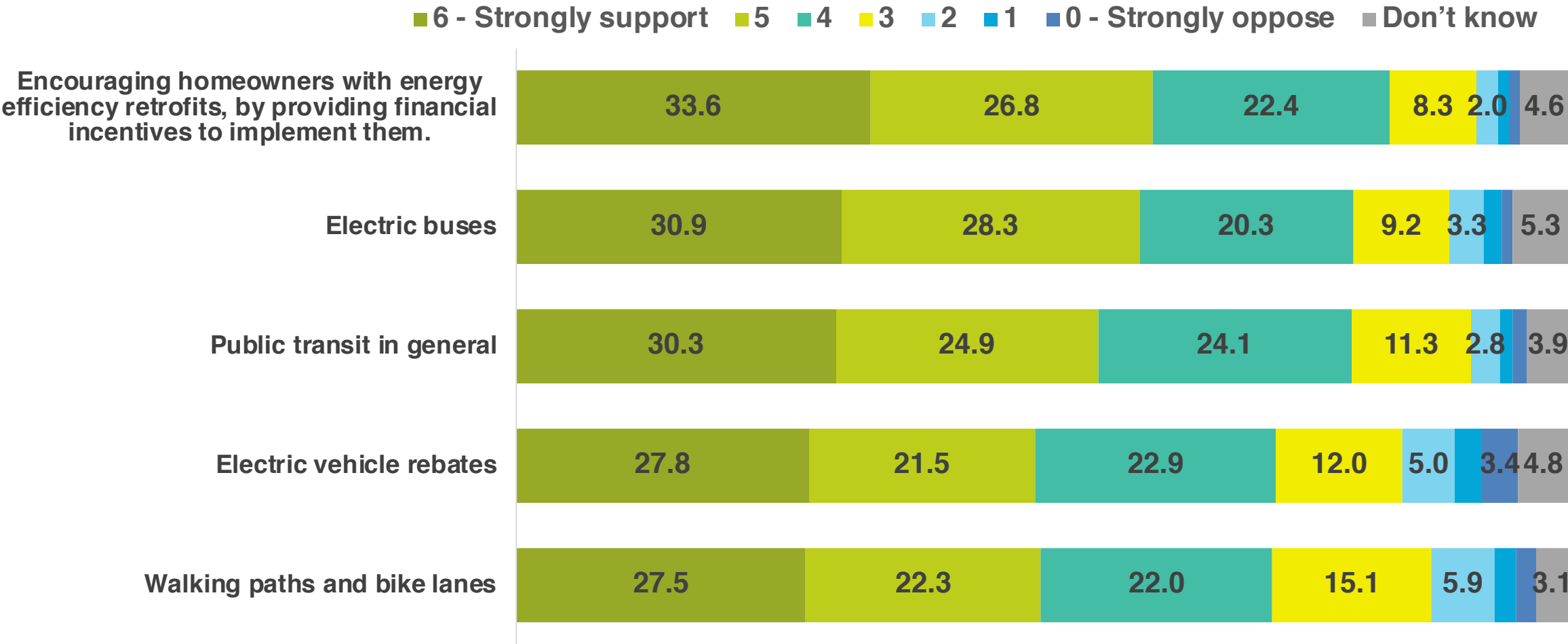


Importance of BC provincial government investments

(by vote intent and region)

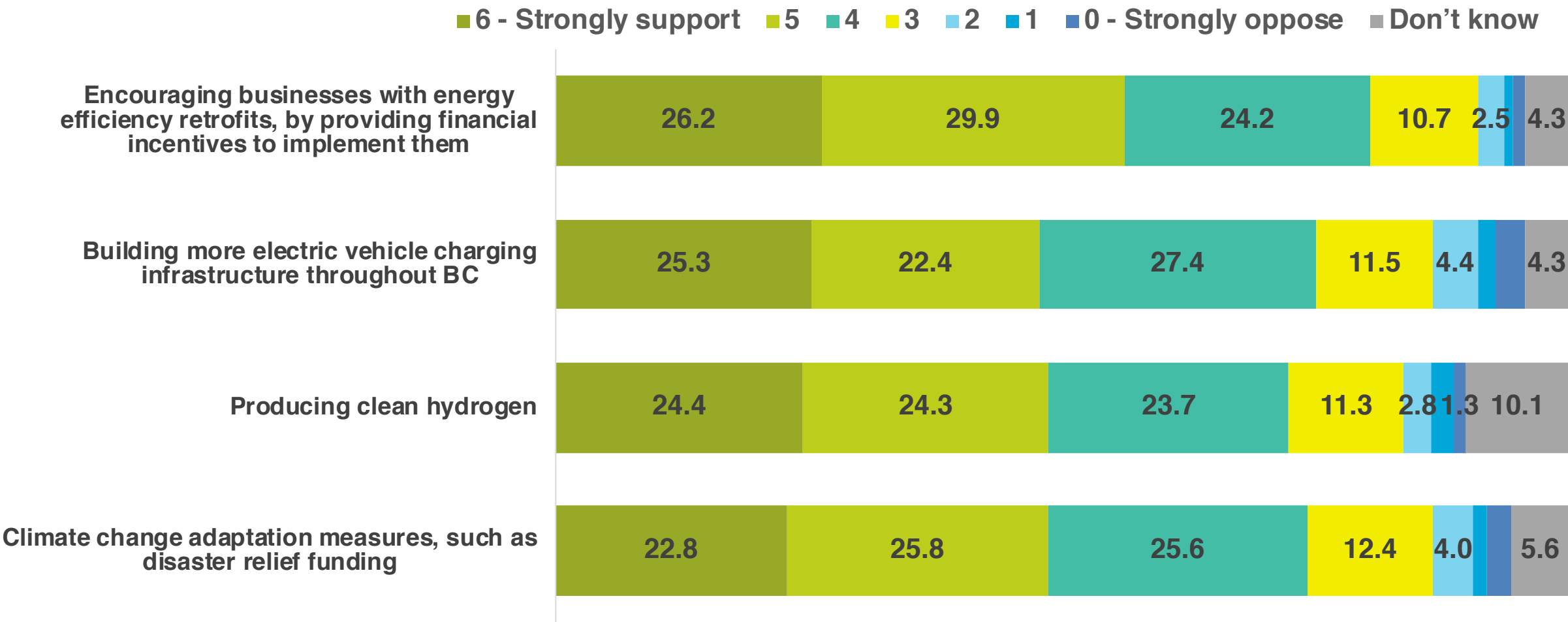
% <i>Very important</i> (6)	Total Sample	BC NDP voters	BC LIB voters	BC GRN voters	BC Undecided voters	Soft NDP voters	Soft LIB voters	Vancouver	Rest of Metro Vancouver	Vancouver Island	Rest of BC
Sample size	802	293	191	59	173	198	132	125	310	135	231
Clean energy and technology	39.0	42.5	35.5	60.0	34.8	38.1	35.1	41.9	36.6	42.9	38.5
Energy efficient homes and buildings	31.2	32.1	29.4	51.8	28.6	27.3	26.9	29.2	29.3	33.8	33.4
Tourism	30.1	29.4	35.6	24.4	31.3	25.1	32.1	29.0	28.6	25.7	35.4
High tech industries	24.4	23.6	27.9	24.3	24.3	17.5	25.9	21.7	22.6	22.3	29.6
Electric vehicle charging infrastructure	20.3	23.9	20.2	28.1	15.1	19.6	17.4	24.6	20.9	18.5	17.9
Film and TV production	18.4	17.3	23.5	26.4	16.9	12.9	21.7	18.2	18.8	19.3	17.1
Resource industries such as mining and forestry	18.3	17.2	24.8	10.2	17.6	14.6	21.0	16.4	18.5	14.9	21.2
Electrification infrastructure for BC industries and businesses	16.4	15.8	18.2	24.1	15.1	12.3	16.7	18.7	15.4	15.4	17.2
Oil, gas and LNG	15.8	12.3	23.3	3.1	17.0	9.3	21.8	12.8	14.5	10.0	22.5
Biofuel production	14.0	11.9	15.9	23.5	14.0	8.3	14.0	11.5	14.9	12.5	14.8

Support/oppose investments in climate and clean energy stimulus and recovery measures (Top 5)



B6. If the government were to invest in climate and clean energy stimulus and recovery measures, indicate how much you would support or oppose investments in each of the following.

Support/oppose investments in climate and clean energy stimulus and recovery measures (Bottom 4)

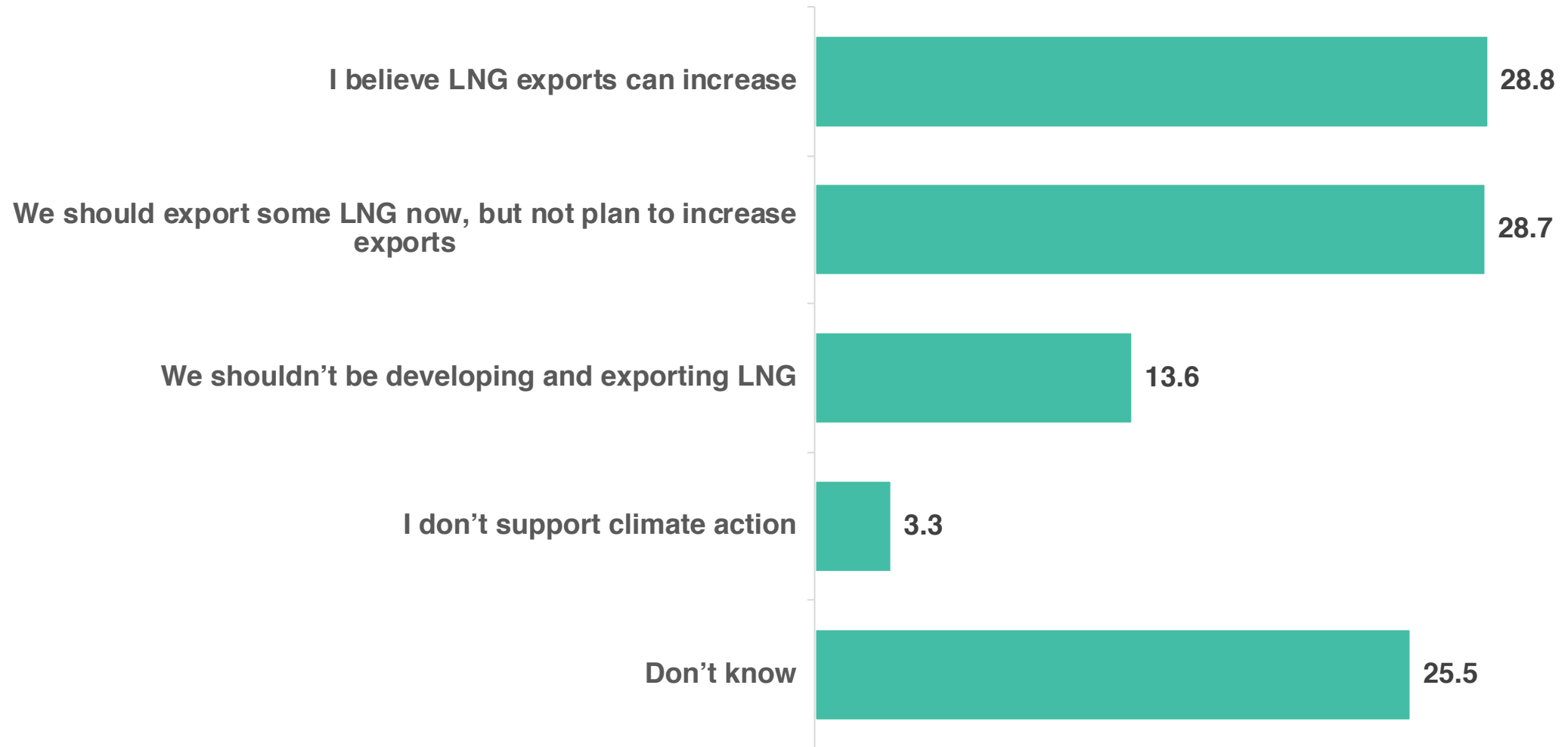


B6. If the government were to invest in climate and clean energy stimulus and recovery measures, indicate how much you would support or oppose investments in each of the following.

Support/oppose investments in climate and clean energy stimulus and recovery measures (by vote intent and region)

% <i>Strongly oppose</i> (6)	Total Sample	BC NDP voters	BC LIB voters	BC GRN voters	BC Undecided voters	Soft NDP voters	Soft LIB voters	Vancouver	Rest of Metro Vancouver	Vancouver Island	Rest of BC
Sample size	802	293	191	59	173	198	132	125	310	135	231
Encouraging homeowners with energy efficiency retrofits, by providing financial incentives to implement them	33.6	36.5	31.4	47.3	31.2	30.8	29.9	32.0	31.4	36.1	35.9
Electric buses	30.9	31.2	26.4	52.0	29.2	27.0	27.2	31.1	31.8	33.4	28.2
Public transit in general	30.3	34.8	25.5	40.6	25.2	29.5	24.2	34.8	29.9	33.5	26.8
Electric vehicle rebates	27.8	30.0	24.2	46.2	25.1	24.1	26.7	33.7	28.2	28.0	24.1
Walking paths and bike lanes	27.5	27.4	24.4	40.1	28.0	21.6	22.7	24.4	25.1	28.8	31.6
Encouraging businesses with energy efficiency retrofits, by providing financial incentives to implement them	26.2	27.5	23.3	49.8	22.2	20.0	21.0	25.3	22.1	30.8	29.8
Building more electric vehicle charging infrastructure throughout BC	25.3	28.7	23.7	35.4	19.5	25.6	21.7	26.5	25.9	25.2	24.3
Producing clean hydrogen	24.4	24.0	26.3	39.4	19.5	19.2	23.9	26.8	23.6	25.4	23.6
Climate change adaptation measures, such as disaster relief funding	22.8	25.0	20.8	37.0	18.6	19.3	20.6	26.2	20.1	23.6	24.4

Views on exporting liquefied natural gas (LNG)

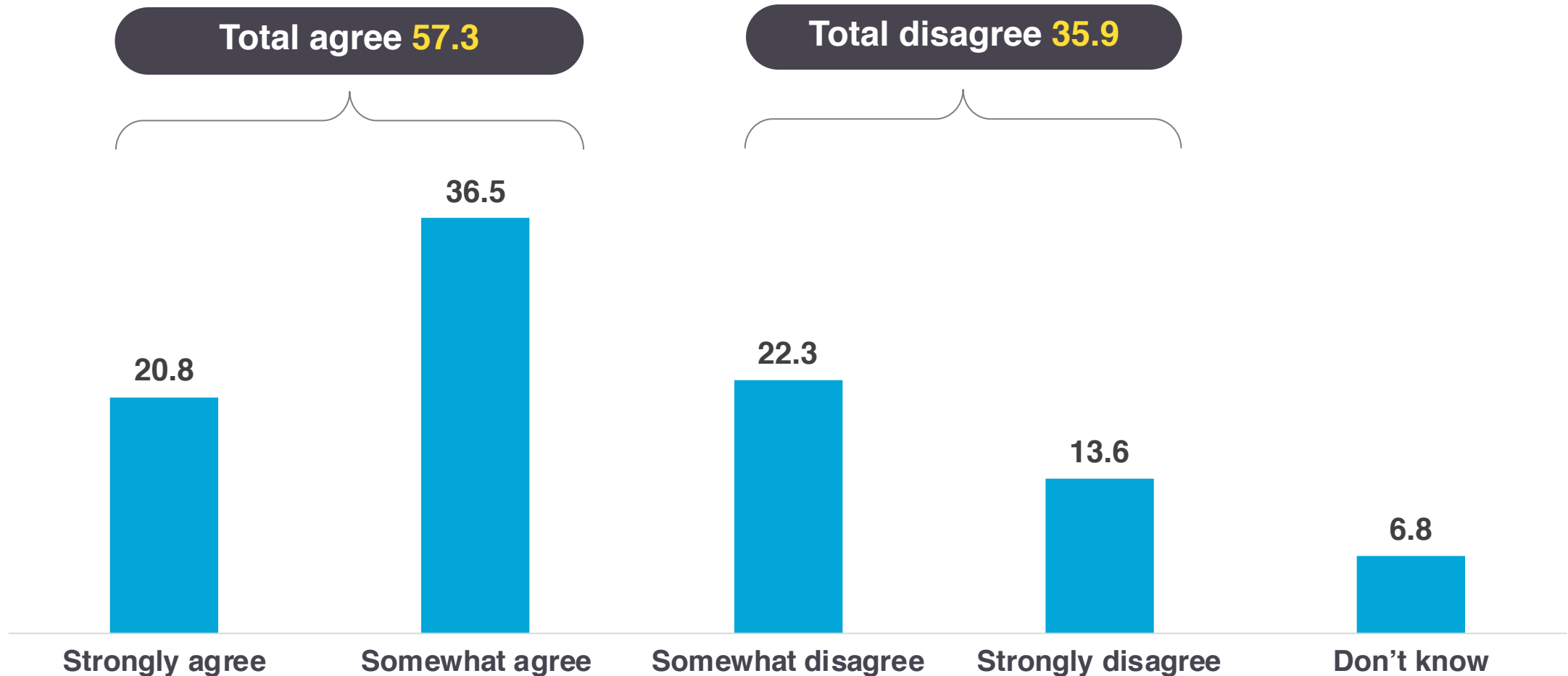


Views on exporting liquefied natural gas (LNG)

(by vote intent and region)

	Total Sample	BC NDP voters	BC LIB voters	BC GRN voters	BC Undecided voters	Soft NDP voters	Soft LIB voters	Vancouver	Rest of Metro Vancouver	Vancouver Island	Rest of BC
Sample size	802	293	191	59	173	198	132	125	310	135	231
We shouldn't be developing and exporting LNG	13.6	15.9	11.3	37.8	7.7	13.1	8.9	18.2	12.7	16.2	10.6
We should export some LNG now, but not plan to increase exports	28.7	35.6	25.3	35.4	24.3	36.3	27.9	28.4	27.5	32.8	28.5
I believe LNG exports can increase	28.8	25.4	42.5	10.0	29.9	24.2	42.4	22.1	28.9	28.2	32.9
I don't support climate action	3.3	2.5	3.8	1.5	4.2	2.6	2.4	3.6	3.6	0.8	4.1
Don't know	25.5	20.7	17.0	15.2	33.9	23.7	18.4	27.6	27.3	22.0	23.8

The BC government should put fighting climate change at the centre of its COVID recovery plans



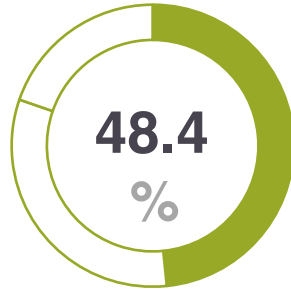
B9. Do you agree or disagree with the following statement? The BC government should put fighting climate change at the centre of its COVID recovery plans.

The BC government should put fighting climate change at the centre of its COVID recovery plans

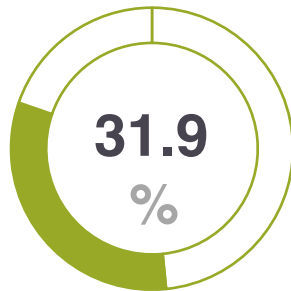
(by vote intent and region)

	Total Sample	BC NDP voters	BC LIB voters	BC GRN voters	BC Undecided voters	Soft NDP voters	Soft LIB voters	Vancouver	Rest of Metro Vancouver	Vancouver Island	Rest of BC
Sample size	802	293	191	59	173	198	132	125	310	135	231
Strongly agree	20.8	20.1	20.4	43.7	17.0	15.2	15.2	15.3	20.7	22.3	22.2
Somewhat agree	36.5	42.5	35.4	43.6	29.3	44.6	38.6	43.0	35.6	35.8	35.0
Somewhat disagree	22.3	20.1	23.1	11.3	31.8	22.4	24.9	23.0	24.3	24.6	18.2
Strongly disagree	13.6	11.2	19.2	1.4	12.2	11.2	19.2	10.0	13.7	10.9	17.1
Don't know	6.8	6.2	1.9	0.0	9.7	6.7	2.1	8.7	5.8	6.4	7.5
Total agree	57.3	62.6	55.8	87.3	46.3	59.8	53.8	58.3	56.3	58.1	57.2
Total disagree	35.9	31.3	42.3	12.7	44.0	33.6	44.1	33.0	38.0	35.5	35.3

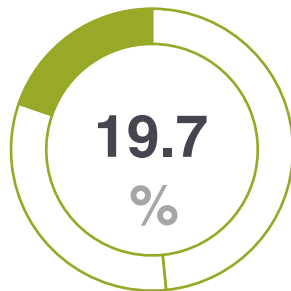
Statements about provincial climate action and B.C.'s economy



make us more competitive in the global marketplace



Unsure about whether they make us more or less competitive



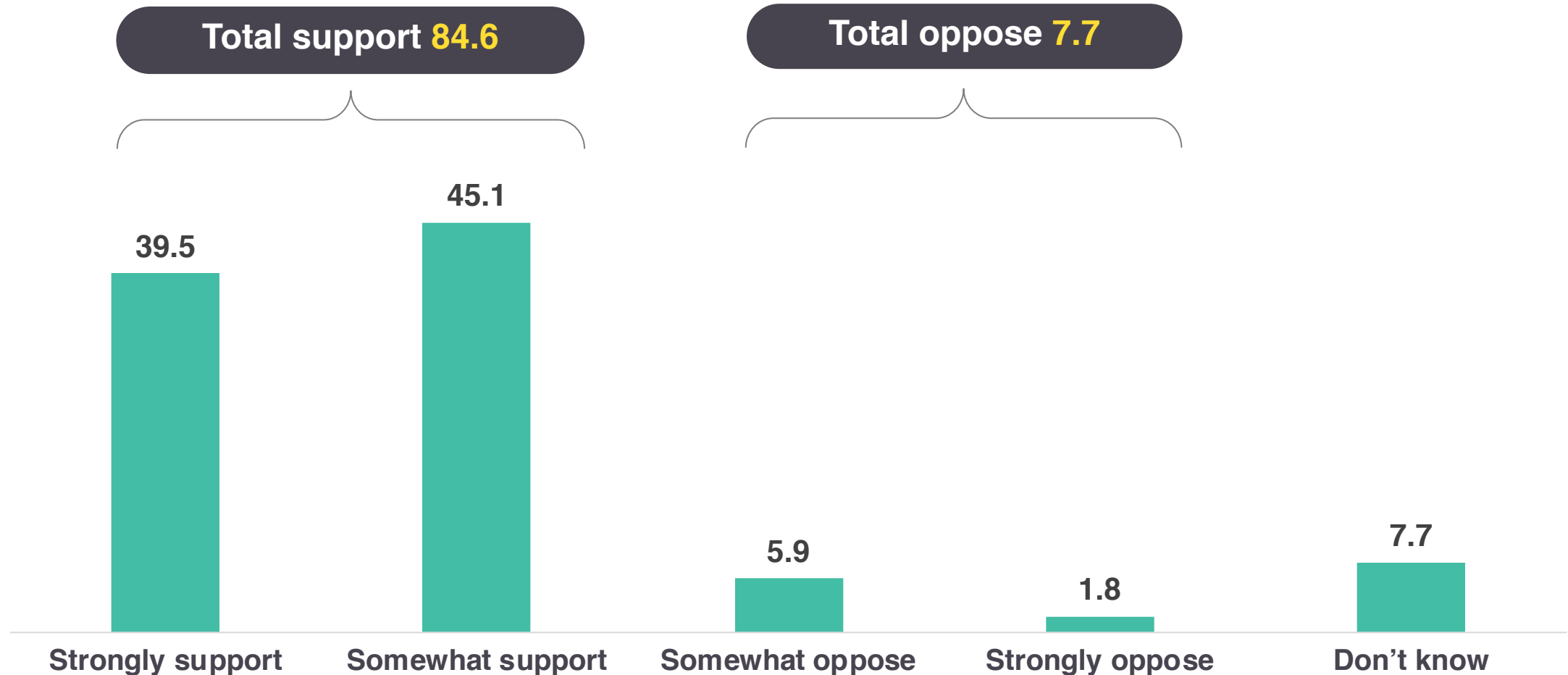
make us less competitive in the global marketplace

B10. Which of the following statements about provincial climate action and B.C.'s economy do you most agree with? Government efforts to make our economy cleaner will....

Statements about provincial climate action and B.C.'s economy (by vote intent and region)

	Total Sample	BC NDP voters	BC LIB voters	BC GRN voters	BC Undecided voters	Soft NDP voters	Soft LIB voters	Vancouver	Rest of Metro Vancouver	Vancouver Island	Rest of BC
Sample size	802	293	191	59	173	198	132	125	310	135	231
make us more competitive in the global marketplace	48.4	54.8	47.9	64.0	41.2	49.8	45.7	50.8	44.8	45.5	53.2
Unsure about whether they make us more or less competitive	31.9	28.9	22.4	22.4	44.7	34.0	24.8	23.5	32.9	38.0	31.8
make us less competitive in the global marketplace	19.7	16.3	29.7	13.6	14.1	16.1	29.5	25.7	22.3	16.5	15.1

Support/oppose the efforts to make our economy cleaner

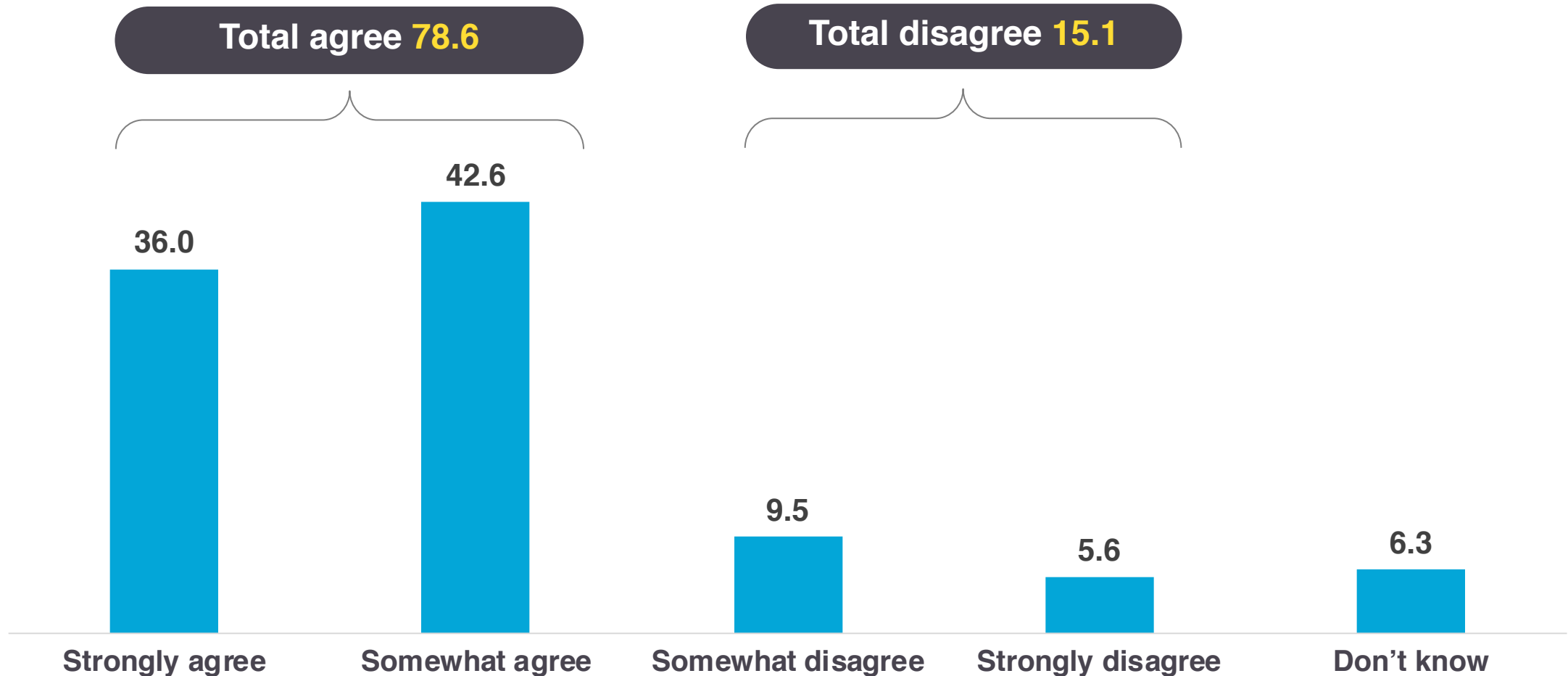


B11. Whether or not you believe government efforts to make our economy cleaner will make us more or less competitive in the global market place, do you support or oppose the efforts to make our economy cleaner?

Support/oppose the efforts to make our economy cleaner (by vote intent and region)

	Total Sample	BC NDP voters	BC LIB voters	BC GRN voters	BC Undecided voters	Soft NDP voters	Soft LIB voters	Vancouver	Rest of Metro Vancouver	Vancouver Island	Rest of BC
Sample size	802	293	191	59	173	198	132	125	310	135	231
Strongly support	39.5	47.1	30.7	72.1	32.1	41.7	26.2	40.2	36.4	44.9	40.0
Somewhat support	45.1	43.6	54.9	19.7	48.8	47.5	60.8	46.0	48.9	39.0	43.1
Somewhat oppose	5.9	3.9	7.8	5.2	5.1	4.7	7.4	3.9	6.0	6.7	6.5
Strongly oppose	1.8	0.4	3.6	0.0	1.8	0.0	3.0	2.0	1.2	1.5	2.7
Don't know	7.7	5.1	3.0	3.1	12.2	6.0	2.5	7.9	7.5	7.8	7.7
Total support	84.6	90.7	85.6	91.8	80.9	89.2	87.0	86.2	85.3	83.9	83.1
Total oppose	7.7	4.3	11.4	5.2	6.9	4.7	10.4	5.9	7.2	8.2	9.2

More things should be done to fight climate change



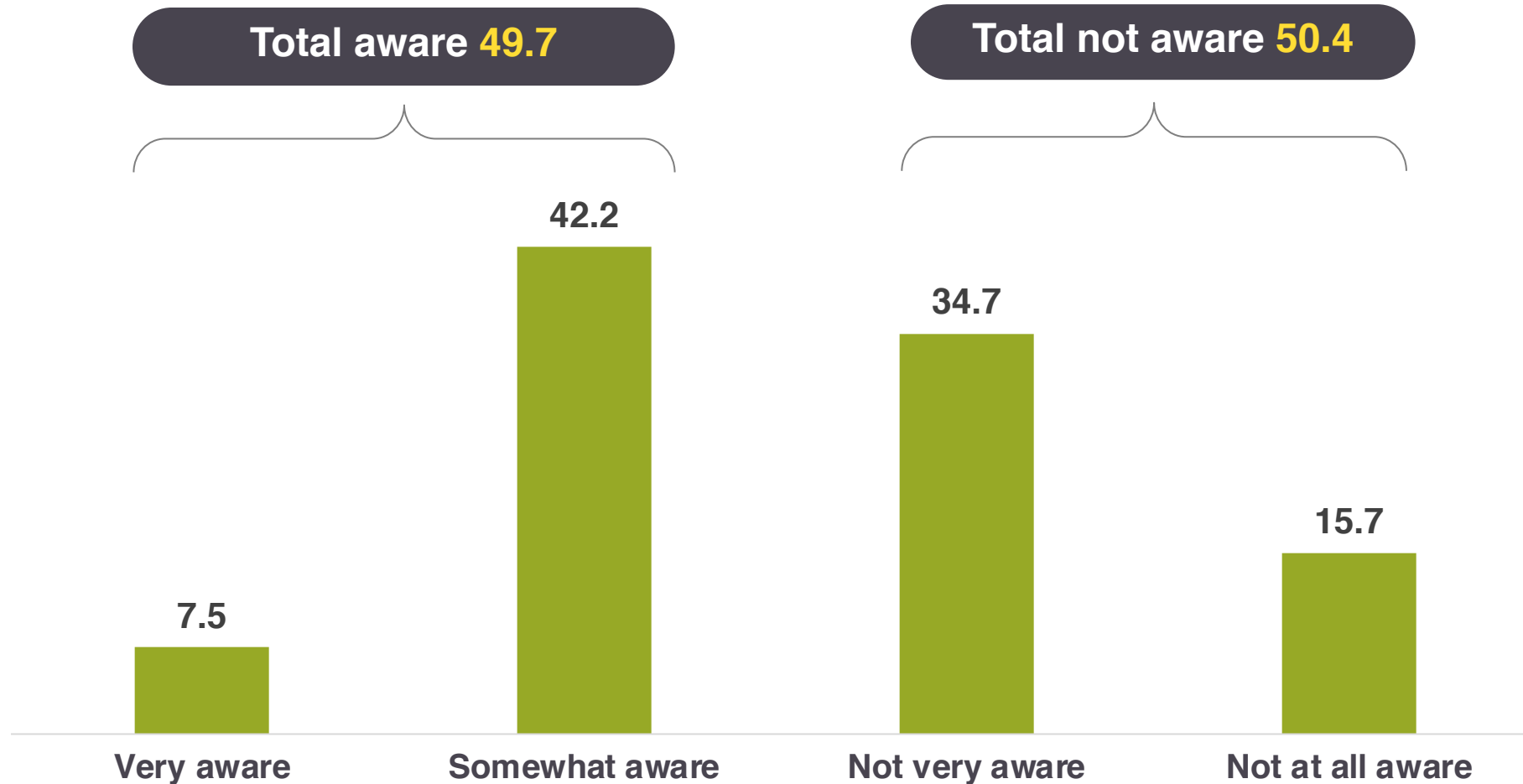
B12. Do you agree or disagree with the following statement? The economic changes brought about by COVID provide an opportunity for us to change the ways we are doing things as we restart the economy and do more now to fight climate change.

More things should be done to fight climate change

(by vote intent and region)

	Total Sample	BC NDP voters	BC LIB voters	BC GRN voters	BC Undecided voters	Soft NDP voters	Soft LIB voters	Vancouver	Rest of Metro Vancouver	Vancouver Island	Rest of BC
Sample size	802	293	191	59	173	198	132	125	310	135	231
Strongly agree	36.0	39.3	32.5	61.6	30.4	35.6	25.8	32.2	32.6	40.6	39.8
Somewhat agree	42.6	44.6	44.4	33.5	44.9	45.3	52.7	48.7	45.0	37.9	38.8
Somewhat disagree	9.5	8.8	11.3	3.4	9.1	11.2	12.1	9.2	9.2	10.7	9.6
Strongly disagree	5.6	2.8	8.8	1.4	6.9	2.5	5.7	3.0	7.1	3.7	5.9
Don't know	6.3	4.5	3.1	0.0	8.8	5.4	3.7	7.0	6.2	7.0	5.8
Total agree	78.6	83.9	76.9	95.1	75.3	80.9	78.5	80.9	77.6	78.5	78.6
Total disagree	15.1	11.6	20.1	4.8	16.0	13.7	17.8	12.2	16.3	14.4	15.5

Awareness of CleanBC plan



B13. The BC NDP government's CleanBC plan was introduced in December 2018 to help the province combat climate change, use more clean and renewable energy, get more electric vehicles on the road and make our homes and industries more efficient. How aware are you of this program?

Awareness of CleanBC plan (by vote intent and region)

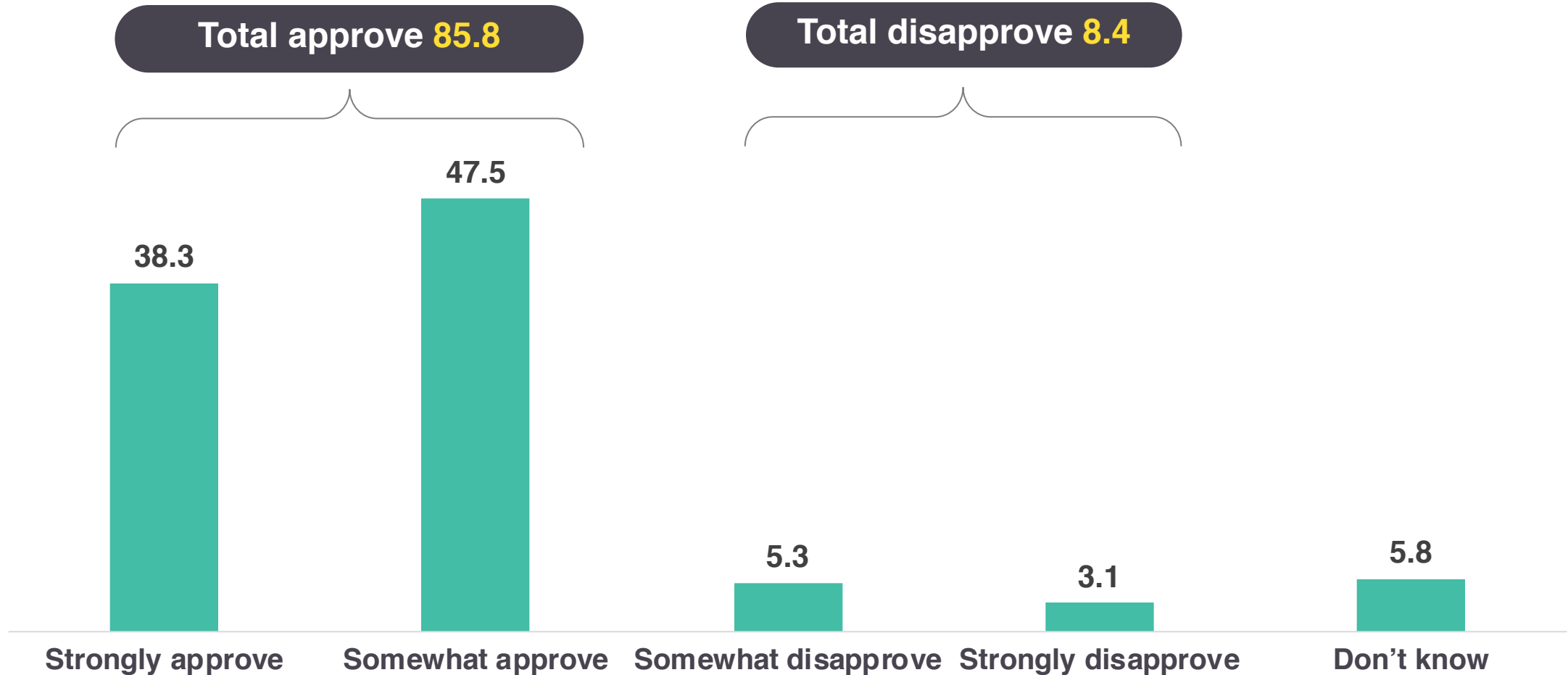
	Total Sample	BC NDP voters	BC LIB voters	BC GRN voters	BC Undecided voters	Soft NDP voters	Soft LIB voters	Vancouver	Rest of Metro Vancouver	Vancouver Island	Rest of BC
Sample size	802	293	191	59	173	198	132	125	310	135	231
Very aware	7.5	7.1	11.4	6.7	4.0	7.4	4.7	7.6	8.2	8.2	5.6
Somewhat aware	42.2	46.7	46.8	37.4	32.5	40.0	48.9	39.1	44.5	47.3	38.2
Not very aware	34.7	34.2	29.5	48.2	39.6	36.7	34.2	37.3	32.1	33.8	37.0
Not at all aware	15.7	12.1	12.3	7.7	23.8	15.9	12.2	15.9	15.2	10.7	19.1

B13. The BC NDP government's CleanBC plan was introduced in December 2018 to help the province combat climate change, use more clean and renewable energy, get more electric vehicles on the road and make our homes and industries more efficient. How aware are you of this program?

To meet BC's target to reduce carbon released into the atmosphere by 40 per cent by 2030, the government created CleanBC, a program designed to make BC more energy efficient, produce more clean energy in-province and reduce waste. Some of the highlights of CleanBC are ...

- Increase access for industry to electricity produced from clean sources
- Bring down the price of electric cars, buses and trucks
- Making homes and buildings more energy efficient
- Help remote communities reduce dependence on diesel
- Speed up the switch to cleaner fuels for gas vehicles

Approve/disapprove of CleanBC plan



Approve/disapprove of CleanBC plan (by vote intent and region)

	Total Sample	BC NDP voters	BC LIB voters	BC GRN voters	BC Undecided voters	Soft NDP voters	Soft LIB voters	Vancouver	Rest of Metro Vancouver	Vancouver Island	Rest of BC
Sample size	802	293	191	59	173	198	132	125	310	135	231
Strongly approve	38.3	48.2	29.5	54.5	30.4	43.2	28.2	38.8	37.0	39.5	39.3
Somewhat approve	47.5	44.7	55.9	33.9	53.0	47.9	60.4	48.7	48.7	49.3	44.3
Somewhat disapprove	5.3	2.4	6.3	6.5	4.5	2.5	6.8	5.4	6.3	6.0	3.7
Strongly disapprove	3.1	1.9	5.0	3.6	3.1	2.8	2.2	1.2	3.6	0.7	4.8
Don't know	5.8	2.7	3.3	1.5	9.0	3.5	2.3	5.8	4.4	4.4	8.0
Total approve	85.8	92.9	85.4	88.4	83.4	91.1	88.6	87.5	85.7	88.8	83.6
Total disapprove	8.4	4.3	11.3	10.1	7.6	5.3	9.0	6.6	9.9	6.7	8.5